



HUMBER



WITH PORT OPERATIONS ON THE RIVERS OUSE AND TRENT, PD PORTS CAN PROVIDE SUPPLY CHAIN SOLUTIONS ON THE HUMBER AND ACROSS THE UK.

DEDICATED UK PORTS

PD PORTS IS ONE OF THE UK'S MAJOR PORT GROUPS, OPERATING FROM 12 KEY PORTS AND LOGISTICS CENTRES NATIONWIDE.

With operations on the Rivers Ouse and Trent, PD Ports is able to provide bespoke supply chain solutions for customers across the Humber and throughout the UK. Specialists in bulk cargo, our teams at Groveport, Howden and Keadby have a wealth of knowledge and experience to directly support customer requirements.

Strategically located inland, and in close proximity to major motorways and the UK freight canal network, our cluster of short sea ports provides customers with flexible, efficient and cost effective solutions for onward distribution.



PRIME INLAND LOCATIONS WITH EXCELLENT ONWARD CONNECTIVITY

LARGE OPEN STORAGE AREAS AND WAREHOUSING

ISO 9001 (QUALITY), 14001 (ENVIRONMENTAL), 22301 (BUSINESS CONTINUITY) & 50001 ACCREDITED (ENERGY MANAGEMENT)

MARITIME UK 2022 BUSINESS OF THE YEAR

| GROVEPORT | |
|----------------|--------------|
| Berths | 9 |
| Depth of water | Max 5.5m |
| Quay cranes | 8 |
| Warehouses | 94,220 sq.m |
| Open storage | 393,400 sq.m |

| HOWDEN | |
|----------------|-----------------------|
| Berths | 4 berths / 3 jetties |
| Depth of water | Max 5m |
| Quay cranes | 4 (25 tonne capacity) |
| Warehouses | 11,263 sq. m |
| Open storage | 56,656 sq. m |

| KEADBY | |
|----------------|-----------------------|
| Berths | 1 |
| Depth of water | Max 5.35m |
| Quay cranes | 1 (12 tonne capacity) |
| Warehouses | 4,637 sq. m |
| Open storage | 20,234 sq. m |

BULK

PD PORTS HAS A WEALTH OF EXPERIENCE AND A PROVEN TRACK RECORD IN HANDLING A FULL RANGE OF BULK CARGOS. WE APPRECIATE THAT EVERY CARGO IS DIFFERENT AND OUR HIGHLY SKILLED TEAM CAN PROVIDE A BESPOKE AND UNRIVALLED SERVICE FOR EACH CUSTOMER AND THEIR UNIQUE REQUIREMENTS.

At Groveport, Howden and Keadby we handle various bulk cargos supporting a number of local, national and international supply chains. As well as steel and forest products, we are also fully experienced in handling a range of other commodities including: agribulks, aggregates, biomass, coal, recyclables and waste products.

A number of our sites also hold specialist waste licenses which allow

us to handle, store and transport waste product direct from the site.

Our short sea ports have extensive covered and open warehousing and can provide added value services including further processing, bagging and screening.

A recent £0.9 million investment into a state-of-the-art materials handling crane at Groveport is also further boosting productivity and efficiencies.



FOREST PRODUCTS

WE HAVE A LONG AND PROUD HISTORY OF HANDLING AND STORING FOREST PRODUCTS FOR SOME OF THE UK'S LEADING SUPPLIERS ACROSS OUR CLUSTER OF SHORT SEA PORTS.

Located around 50 miles inland from the mouth of the river, our Humber cluster is strategically placed to support decarbonisation agendas by reducing road miles and bring the cargo closer to the heart of the UK.

With a strong flow of forest products through the ports, we're proudly

one of the major east coast import destinations for timber.

We are also able to provide an extensive range of added value services dependent on the customers' needs including warehousing and onward distribution.



CAPABILITIES

STEEL

PD PORTS IS AN EXPERIENCED AND TRUSTED MARKET LEADER IN HANDLING ALL TYPES OF STEEL PRODUCTS, HELPING CUSTOMERS IMPORT AND EXPORT OVER 750,000 TONNES PER YEAR.

Our short sea ports have the equipment and land availability to handle various types of steel, complemented by our commitment to safety and efficiency. PD Ports has extensive experience with a range of steel products including long products, hollow section and tubes,

steel plate and coil products, and scrap metals.

Acting as the UK's hub for steel imports, Groveport currently handles over 60% of the nation's steel section imports, leading the way in the handling and distribution for over 30 years.



RIVER MAP

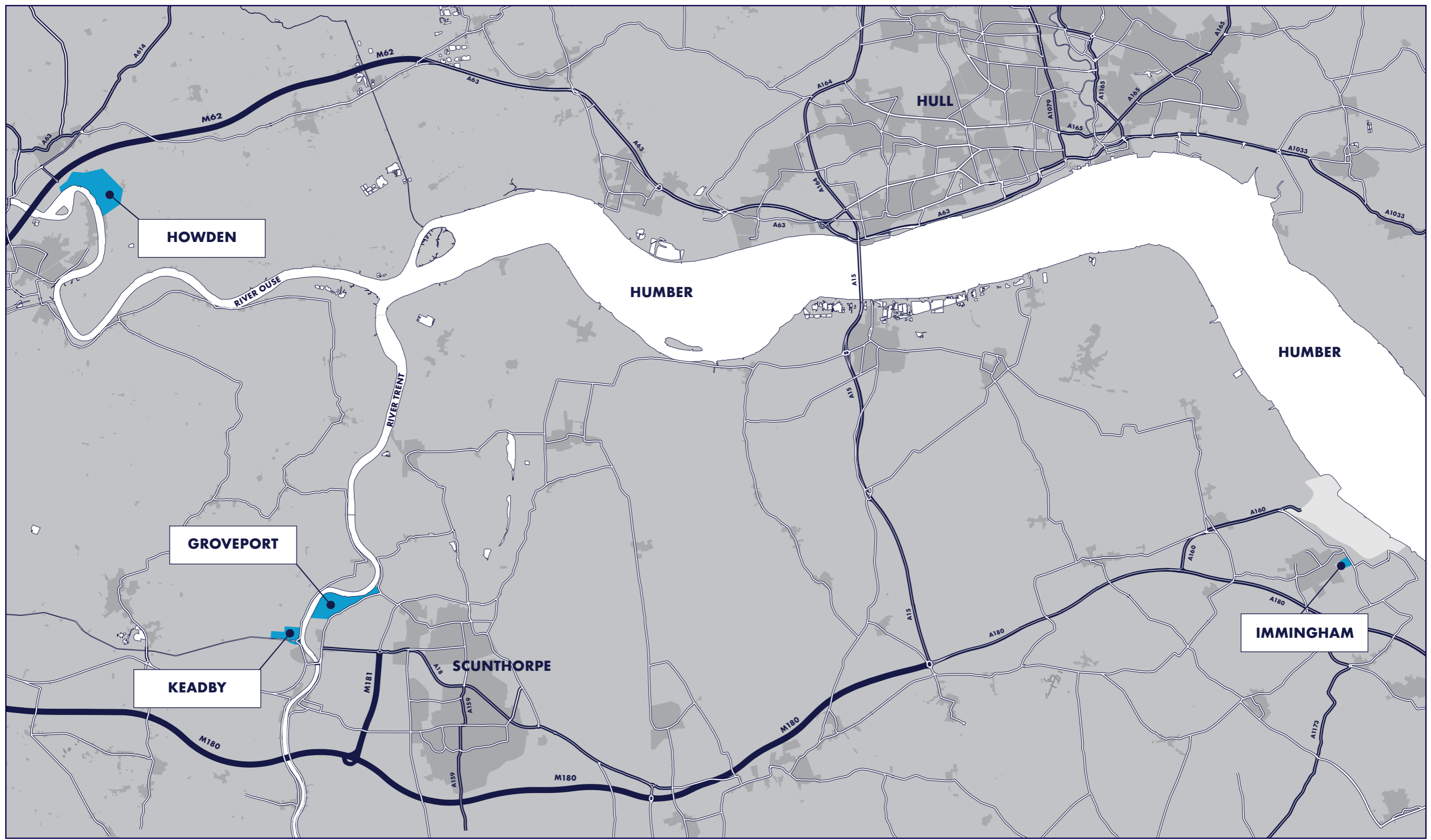
HUMBER, RIVERS TRENT AND OUSE.

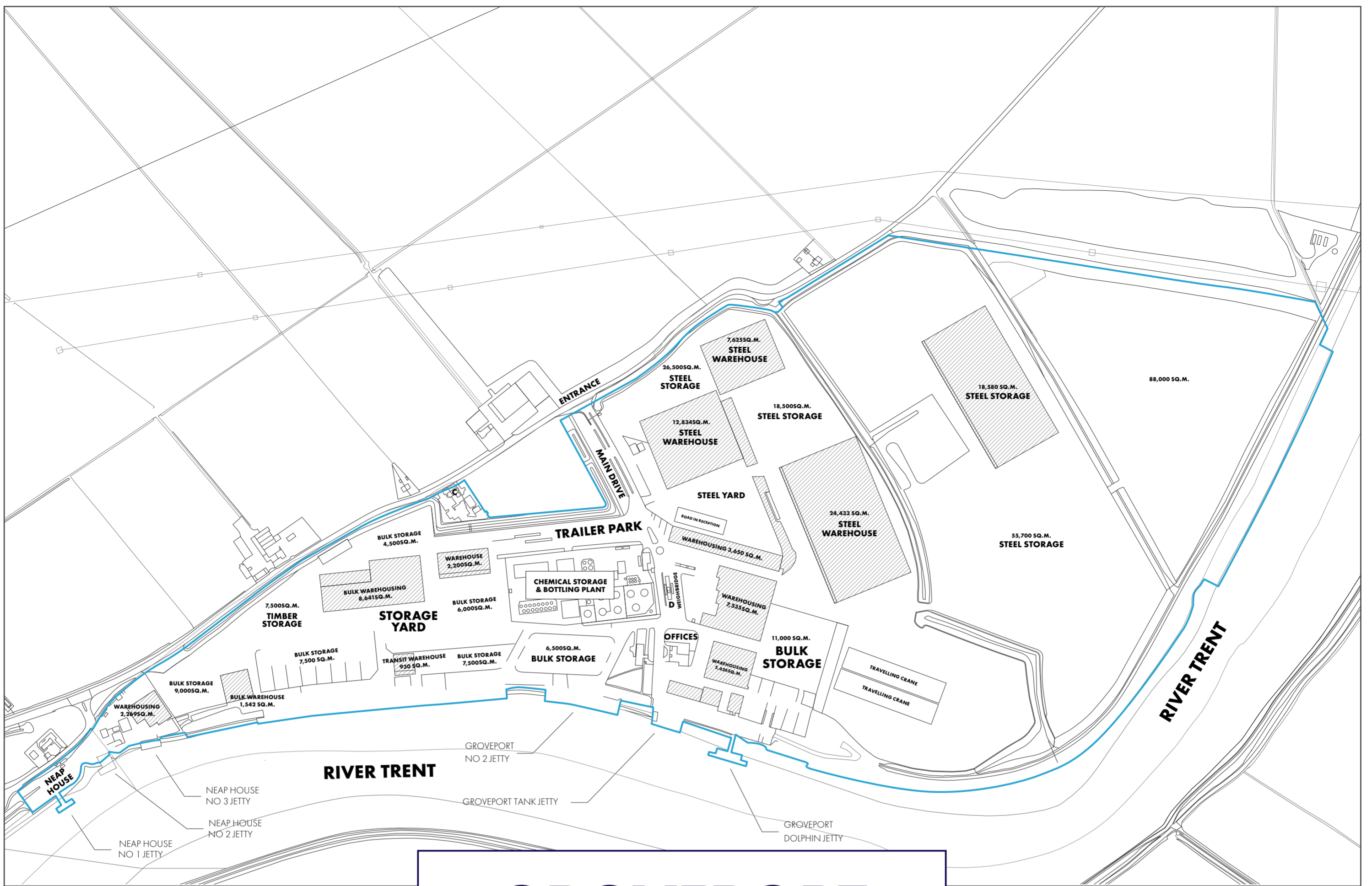
PD Ports Freehold Ownership

Motorways

Main access routes

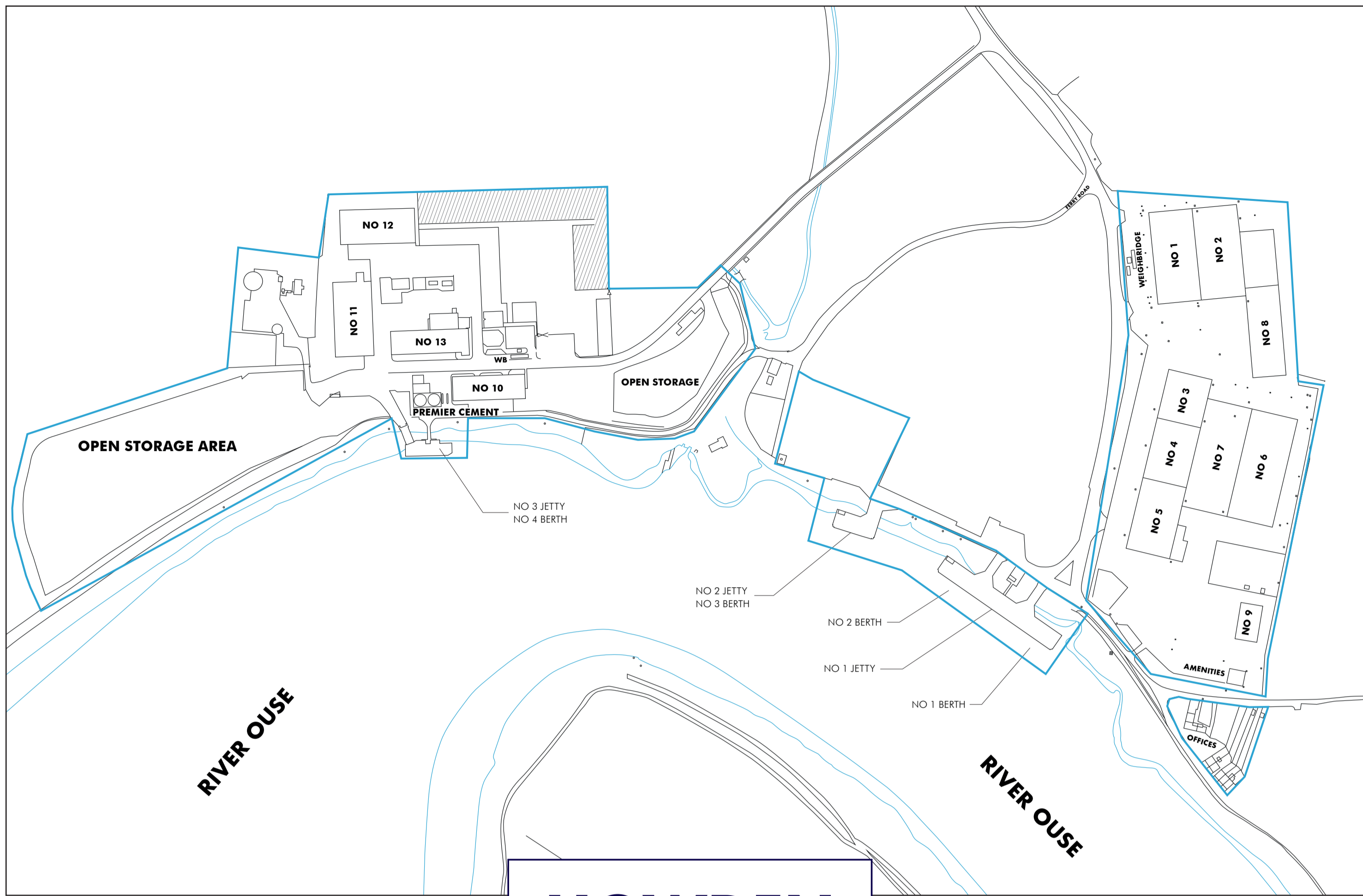
Other roads



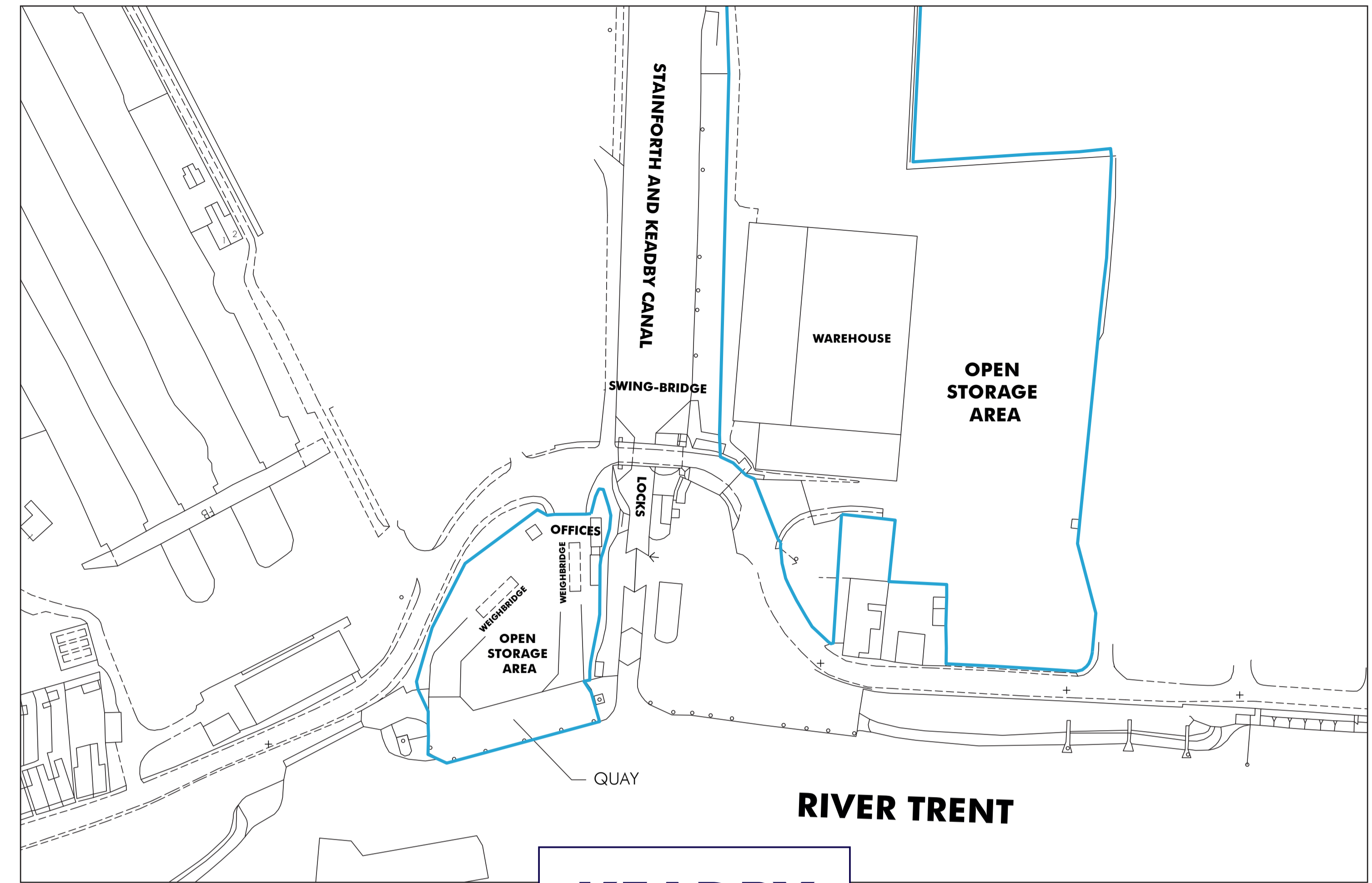


GROVEPORT





HOWDEN



KEADBY



IMMINGHAM

SITUATED ON THE SOUTH BANK OF THE HUMBER ESTUARY, JUST OFF THE IMMINGHAM DOCK ESTATE, OUR IMMINGHAM BASE PROVIDES EXTENSIVE WAREHOUSING AT A PRIME EAST COAST LOCATION.

Home to 64,000sq.ft. of bonded, covered warehousing and large open areas for storage, our team at Immingham act as a trusted partner for your business.

Offering a number of added value services with a single point of contact, we can help to reduce costs across your supply chain while increasing efficiencies, giving you the time to focus on your business growth.

We have the experience of providing solutions for a diverse range of cargo, from metals and construction materials, to forest products, agribulks and more. An extensive in-house transport fleet is also on hand, providing a seamless transition thanks to excellent connections to the M180 for distribution north and south.

SERVICES PROVIDED:

- > CARGO HANDLING
- > WAREHOUSE MANAGEMENT
- > CONTAINER DE-VANNING
- > TRANSPORT



At Groveport, our dedicated transport fleet offers customers a bespoke solution for onward distribution. With over 50 vehicles trucks and a highly-skilled transport team on site, our fleet is perfectly positioned to connect customers and their cargo to key connections nationwide.

OFFERING FLEXIBILITY

ADDED-VALUE SERVICES AND SHIPS AGENCY

WITH OVER 90,000 SQ.M OF WAREHOUSING SPACE ACROSS OUR HUMBER CLUSTER, COUPLED WITH A RANGE OF ADDED-VALUE SERVICES INCLUDING DE-VANNING, TRANSPORT AND SHIPS AGENCY, PD PORTS IS WELL POSITIONED TO PROVIDE A TRULY INDUSTRY LEADING SERVICE.

As a ports and logistics company, we're in a unique position to be able to offer a range of services at our UK locations or on the customer's site that enable us to act as a seamless expansion of your business.

Our extensive experience means we can offer logistics solutions and added value services that are bespoke to our clients and together with a network of dependable partners, we can cover the UK and Europe.

A trusted and reliable partner, we've been delivering port agency assistance to the marine industry for decades, providing effective 24-hour support with unrivaled levels of service to national and international vessels.

We are also able to provide chartering, cargo inspection and terminal management services from a range of our nationwide locations.



IN THE WIDER GROUP

AS WELL AS OUR STRATEGICALLY LOCATED HUMBER CLUSTER, PD PORTS HAS A NUMBER OF ALTERNATIVE FACILITIES ABLE TO SUPPORT BULK AND PROJECT CARGO HANDLING OPERATIONS.

In the North East, PD Ports owns and operates the Ports of Tees and Hartlepool and has operations further South in Immingham. At the Isle of Wight, we own and operate Medina Wharf.

At all of our locations, the team will work to ensure all operations are carried out safely and efficiently whilst meeting your requirements.

TEESPORT NO.1 QUAY


| | | |
|-------------------|----------------------|--------------------|
| Berths | 5 | All-tide access |
| Length of quay | 732m | Continuous berths |
| Depth of water | 14.5m | AT L.A.T |
| Heavy-lift cranes | 3 | 100 tonne capacity |
| Heavy-lift cranes | 2 | 140 tonne capacity |
| Warehouses | | 53, 884sq. m |
| Rail access | To all quays | |
| Quay load limit | 10 tonnes per sq. m. | 3 berths |

HARTLEPOOL

| | | |
|-------------------|----------------------------|------------------------------|
| Berths | 6 | All-tide access |
| | 2 | Enclosed dock |
| Ro-Ro | 1 | Linkspan |
| | 3 | Fixed |
| Length of quay | 900m | 3 quays |
| Depth of water | 9.0m L.A.T MAX | On berths |
| Depth of water | 5.2m L.A.T MAX | Approach channel |
| Quay cranes | 2 | 10 tonne capacity |
| Heavy-lift cranes | 3 | 63 tonne capacity |
| Warehouses | 6 | 88, 935sq.m |
| Rail access | To deep water berth | |
| Quay load limit | 15 / 7.5 tonnes per sq. m. | Heavy-lift pad / normal quay |

ISLE OF WIGHT

| | | |
|----------------|-----------------------|--|
| Berths | 1 | |
| Depth of water | Max 4.6m | |
| Quay cranes | 1 (25 tonne capacity) | |



If you are interested in finding out more about how PD Ports can support your supply chain, please get in touch.

Head Office

T: +44 (0) 1642 877 000
E: enquiries@pdports.co.uk
W: www.pdports.co.uk



Follow us on twitter @PDPorts